

Continue the Renault ZOE experience  
on [renault.ie](http://renault.ie)



# Renault ZOE

Simply revolutionary



Every effort has been made to ensure that this publication is accurate and up to date at the time of going to print. This document has been created based on pilot products and prototypes. As part of our ongoing product improvement policy, Renault reserves the right to modify the specifications, vehicles and accessories described and shown at any time. Any such modifications will be communicated to Renault dealers as quickly as possible. Depending on the country of sale, versions may differ and certain equipment may be unavailable (as standard features, options, or accessories). Please contact your nearest Renault dealer for the latest information. For printing reasons, the colours that appear in this document may differ slightly from the actual paint and upholstery colours. All rights reserved. The reproduction in any format and by any means of all or part of this publication without prior written recommends authorisation from Renault is prohibited. \*5 years / 200,000km Renault manufacturer warranty.  
Publication date 12/2015.

Photography - A. Bernier, R. Richter, S. Agnelli, O. Barot, D. Meunier - Printed in EC - 12/2015  
Renault Ireland, Level 6, Block 4, Dundrum Retail & Office Park, Dundrum, Dublin 16, Ireland.







# Renault ZOE

# Simply Revolutionary



With Renault ZOE, a new automotive era has begun. Tomorrow’s technology taking care of you and the environment you live in today.

Imagine roads free of engine noise, with no CO<sub>2</sub> or NOx emissions whilst driving, a city where you can breathe more easily. Does that appeal to you?

With ZOE, rediscover the pleasure of motoring every morning: driving is a relaxed experience. A car that is clean on the outside and clean on the inside; one that you can communicate with remotely. No more queuing at petrol stations, you just have to plug it in. You save time and effort.

Come along and test drive Renault ZOE and you’ll see why we’re excited by it.

Dominique Lucas, Director, Electric Vehicle Range, Product Department

## Standard Features

### Expression Nav

- Technology
  - 7kW Z.E. ready domestic wallbox fitted at your home (exclusive to retail customers)
  - ABS with EBD (Electronic Brake Distribution) and emergency brake assist
  - Carminat TomTom® navigation system
  - Chameleon™ charger allowing recharge between 60 mins and 9 hours
  - Charging cable (Type 2 Mode 3) with Z.E. bag
  - Climate control air conditioning with temperature and humidity sensors
  - Cruise control / speed limiter
  - Eco-mode with activation / deactivation button
  - Econometer, battery gauge, and integrated mileage counter
  - Electronic brake distribution (EBD)
  - Electronic stability control (ESC) with anti-skid regulation (ASR) and understeer control (CSV)
  - Hill start assist
  - R.A.I.D. (Renault Anti Intruder Device) automatic door locking
  - Range OptimiZER: Heat pump, bi-modal braking system and Michelin ENERGY™ E-V tyres
  - R-Link multimedia system: 7" touchscreen, TomTom® LIVE navigation, FM tuner, Bluetooth® audio streaming and hands-free calls, USB and AUX sockets, voice control, vehicle applications
  - Z.E. Connect: remote monitoring of battery charge and estimated range
  - Z.E. Voice (low speed pedestrian warning)



- Interior
  - 4x20W speakers
  - Expression upholstery
  - Front driver and passenger airbags
  - Front side body and head airbag for driver and passenger
  - Glovebox (7 litres)
  - Height adjustable 3-point front seatbelts with pretensioners
  - Height adjustable headrests on outer rear seats
  - ISOFIX fittings on outer rear seats and front passenger seat
  - Passenger airbag (can be deactivated to fit child seat)
  - Reach and height adjustable steering wheel
  - Three-point side rear seat belts with load limiters
  - Tyre repair kit
  - USB port, Jack, SD multimedia, Bluetooth® handsfree phone capability and voice control
  - Z.E. Pre-conditioning of interior temperature from inside vehicle (activate air con / heater whilst charging)
- Exterior
  - Deadlocking
  - LED (Daytime Running Lights)
  - 15" Michelin ENERGY™ E-V tyres with 15" Aerobase wheel trims
  - Black rear door handles with ZOE designer signature
  - Body coloured front door handles
  - Bi-halogen optical projector front headlights
  - Door mirrors electrically operated and heated

- Options
  - 16" Michelin ENERGY™ E-V tyres with Aerotronic
  - 16" alloy wheels
  - 3D Digital sound system by Arkamys™, double aerial, two woofers, two rear double-cone speakers, and two tweeters
  - Metallic paint
  - Western European mapping
  - Z.E. Digital (remote access to App store, e.g. email access)
  - Z.E. Interactive: remote battery charging, remote preconditioning and charge scheduling
  - Z.E. LIVE Services (HD traffic updates, speed camera alerts, google search and weather forecasts)

### Expression Nav Rapid Charge

Additional equipment to Expression Nav

- Technology
  - Chameleon™ Charger allowing recharge between 30 mins and 9 hours



### Dynamique Nav

Additional equipment to Expression Nav

- Technology
  - Rear parking sensors with rear parking camera
  - Hands-free key card
  - Z.E. Interactive: remote battery charging, remote preconditioning and charge scheduling
- Interior
  - 4x35W speakers with 3D sound and FM/DAB tuner
  - Driver and passenger sun visors with courtesy mirror
  - Front and rear electric windows with driver one-touch anti-pinch mechanism
  - Leather steering wheel and gear knob
  - Rear pockets on the back of passenger seat
  - Dynamique upholstery

- Exterior
  - 16" Michelin ENERGY™ E-V tyres with Aerotronic
  - 16" alloy wheels
  - Automatic wipers with rain sensors and automatic front lights
- Options
  - Metallic paint
  - Tech Run 17" alloy wheels\*
  - Western European mapping
  - Z.E. LIVE Services (HD traffic updates, speed camera alerts, google search and weather forecasts)
- \*Only available with Standard tyres for 17" alloy wheels (approx 6 miles reduction in NEDC range)

### Dynamique Nav Rapid Charge




Additional equipment to Dynamique Nav

- Technology
  - Chameleon™ Charger allowing recharge between 30 mins and 9 hours

	Expression Nav	Expression Nav Rapid Charge	Dynamique Nav	Dynamique Nav Rapid Charge
Range				
NEDC* (Km):	240	210	240	210
Summer (Km):	170	150	170	150
Winter (Km):	115	103	115	103
Charging times				
3kw	8-9 hours	8-9 hours	8-9 hours	8-9 hours
7kw	3-4 hours	3-4 hours	3-4 hours	3-4 hours
22kw (80%)	60 mins	60 mins	60 mins	60 mins
43kw (80%)	60 mins	30 mins	60 mins	30 mins

\*NEDC: New European Driving Cycle, the European standard for emissions and consumption, is a method for measuring fuel consumption based on identical tests carried out on all types of vehicles in Europe, whether they are internal combustion,electric, or hybrid. It is therefore an objective test for comparing performance between models of various manufacturers but does not reflect real world range. There are two parts to the test. The vehicle is put on a roller bench and driven through the same urban cycle (cycle ECE-15) three times, followed by a single extra-urban cycle. The average of these four cycles gives the average NEDC range.

Colours

	Solid Non Metallic Paint	Metallic Renault I.d. Paint	Non Metallic Renault I.d. Paint
			
	Glacier White 369	Arctic White QNC	Iceberg Blue RPH
Expression Nav	●	○	○
Expression Nav Rapid Charge	●	○	○
Dynamique Nav	●	○	○
Dynamique Nav Rapid Charge	●	○	○

	Metallic Paints		
			
	Calico Grey KNV	Neptune Grey KNR	Diamond Black GNE
Expression Nav	-	○	-
Expression Nav Rapid Charge	-	○	-
Dynamique Nav	○	○	○
Dynamique Nav Rapid Charge	○	○	○

● = Standard (therefore no cost)   ○ = Optional   - = Not available   It should be noted that printing limitations do not permit the subtle paintwork shades on these pages to be shown with absolute accuracy.

Interiors and Upholstery

Expression Nav



Dynamique Nav Rapid Charge



Wheels

	Expression Nav	Expression Nav Rapid Charge	Dynamique Nav	Dynamique Nav Rapid Charge
Aerobase 15" wheel trims	●	●	-	-
Aerotronic 16" alloy wheels	○	○	●	●
Tech Run 17" alloy wheels	-	-	○	○

● = Standard   ○ = Optional   - = Not available  
\*Only available with Standard tyres for 17" alloy wheels (approx 6 miles reduction in NEDC range).

Renault ZOE

Style

We all want style in our lives, and ZOE turns heads wherever she’s seen. The slimline headlights, swooping roofline, and hidden rear doors create a great first impression, even from a distance... but ZOE continues to impress up close. See how many neat little details you can spot around the car; from the cheeky ‘dimples’ to the designer’s fingerprint, ZOE has just as much personality as you do.





60 Patents:

# What for?

So you can drive around in a car that gives you everything your current vehicle does, with more connectivity and style yet less hassle, noise and stress, and a best-in-class driving range. Let’s take a closer look at the state-of-the-art technologies that allowed the ZOE to achieve a driving range of 240 km\* on a single charge during its approval process.

ZOE is the first mass-produced electric vehicle with an NEDC\* driving range of over 210 km\*\*. But what does this figure mean? Just like any other vehicle approval process, it is performed under ideal driving conditions (no heating or air conditioning is used). The results allow a true comparison to the performance of the other electric vehicles. As is the case for internal combustion vehicles, speed, hills, driving style, and the use of heating or air-conditioning will all have an impact on the actual driving range. So for example, on a suburban road, if you are driving the ZOE Dynamique Nav Rapid Charge, you might generally achieve around 103 km in the winter season and 150 km in the warmer season.

If you were driving the ZOE Expression Nav or ZOE Dynamique Nav, these figures would increase to 115 km in the winter season and 170 km in the warmer season. This is due to the increased efficiency of the new R240 motor available on ZOE Expression Nav and Dynamique Expression Nav.

\*NEDC: New European Driving Cycle, the European standard for emissions and consumption, is a method for measuring fuel consumption based on identical tests carried out on all types of vehicles in Europe, whether they are internal combustion, electric, or hybrid. It is therefore an objective test for comparing performance between models of various manufacturers. There are two parts to the test. The vehicle is put on a roller bench and driven through the same urban cycle (cycle ECE-15) three times, followed by a single extra-urban cycle. The average of these four cycles gives the average NEDC range. Please see the technical specifications page for more details on range. \*\*The official NEDC driving range is 200 km with 17” wheels. With ZOE Dynamique Nav Rapid Charge.

**The range optimizer system**

This groups together three major innovations that make ZOE’s performance possible. What are they?

• **New-generation regenerative braking**

The battery receives energy not only each time the car decelerates when the driver takes his/her foot off the accelerator but also, and this is what’s new, when the driver presses the brake pedal.

• **Heat pump**

Rather than drawing on the battery, the ‘reverse-air conditioning’ system captures energy from the air to warm, or cool, the cabin. One single system that performs two functions!

• **Michelin Energy™ E-V Tyres**

Specially designed for Renault ZOE, they offer ultra-low resistance when driving. They have the same road handling and braking capacity as the Michelin tyres used on other vehicles.

**Optimize the driving range with Renault ZOE**

Renault ZOE offers you a wide range of measures to maximise your driving range.

• **Pre-conditioning**

This allows you to programme the heating or air conditioning while ZOE is still charging. In this way the power used to create the ideal cabin temperature does not deplete the battery.

• **Eco mode**

The Eco button moderates air-conditioning or heating power and performance for greater driving range.

• **Eco-driving tips**

ZOE can help give you advice on how to make the most of the energy at your disposal.

# Think Electric

We designed ZOE so that it is simple to use, a pleasure to drive, and easy for everyday life. For example, we’ve used less glass in the design to help the climate control work more efficiently. As for the underfloor battery, it lowers the centre of gravity, which ensures good road handling and maximises the interior space and the boot volume.

**The Chameleon™ Charger**

ZOE is the first electric vehicle to be fitted with the Chameleon™ Charger patented by Renault. The Chameleon™ adapts to the various power levels available for charging. This innovation means Renault ZOE is compatible with standard charging (3 to 9h) and accelerated charging (80% in 1hr†). On top of this, with the Renault ZOE Dynamique Nav Rapid Charge, ZOE is compatible with rapid charging (80% in 30 min†), all using one single charger.

**Charge points on the Renault R-Link**

R-Link features TomTom® navigation which will show charge points near you, or on your route.

**The battery**

Just like the other models in the Renault Z.E. Range, ZOE is fitted with a lithium-ion battery, offering great performance. It is very simple to charge, even when it is fully discharged. It can also be recycled at the end of its life.

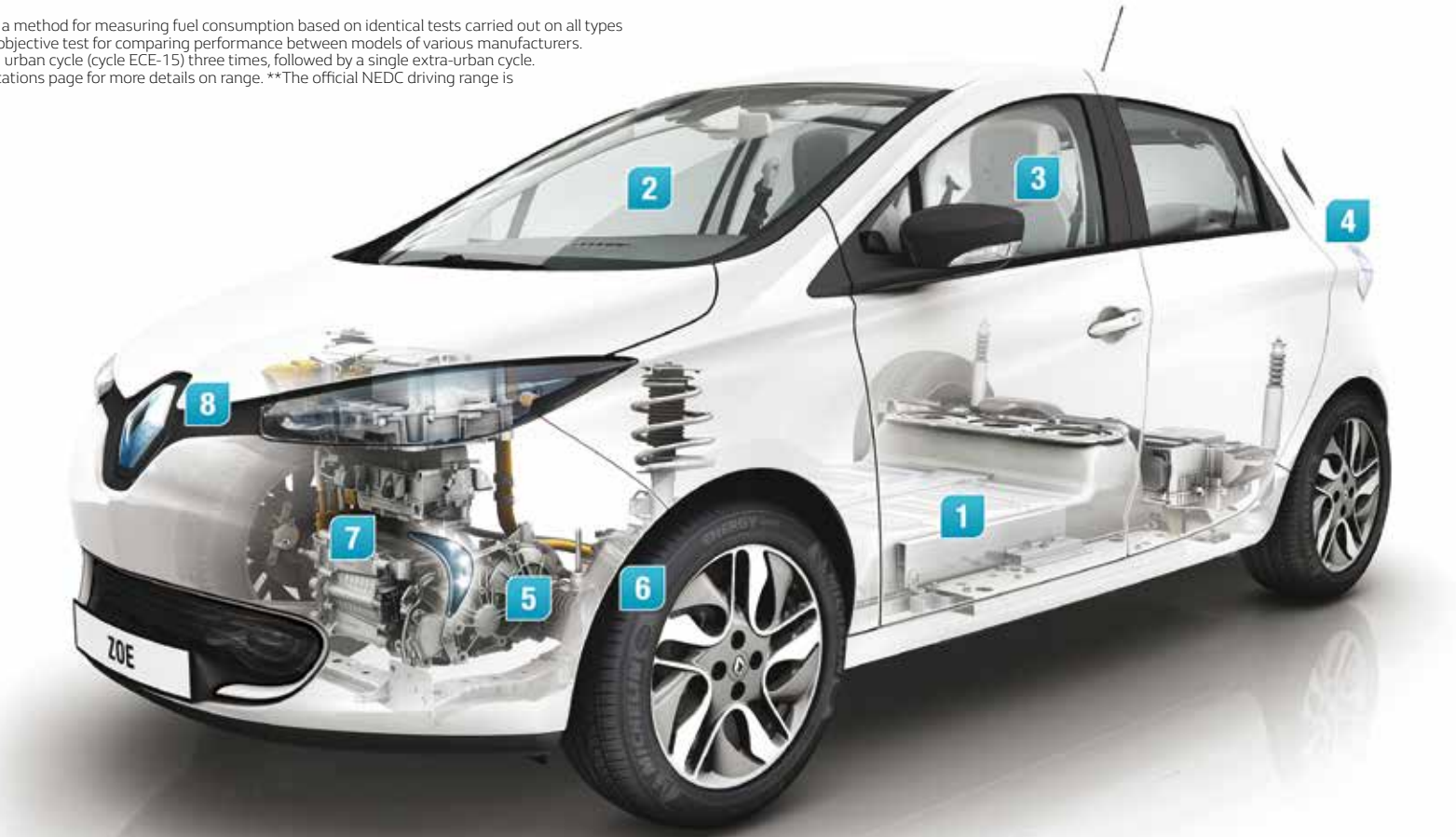
• ZOE is environmentally friendly: no smell, very quiet, and zero g/km of CO<sub>2</sub> (while in use).‡

• ZOE maximizes recycling: 85% recyclable by mass and includes 9% recycled plastic (100% in the case of the battery).

• ZOE features an electric engine with a wound rotor putting out 65 kW or 87 hp.

• ZOE allows instant acceleration and pick-up even at low revs, thanks to the 220 Nm peak torque available at full force from just 250 rpm.

† Battery charged from a public charge point.  
‡ Zero CO<sub>2</sub> emissions from the tailpipe.



- 1. Underfloor battery for maximum interior space and boot volume.
- 2. Only one third of the vehicle is glazed to make it more stylish and improve energy efficiency.
- 3. Space for five people.
- 4. 338 litres boot volume.
- 5. New-generation regenerative braking.
- 6. MICHELIN ENERGY™ E-V tyres.
- 7. Heat pump.
- 8. Chameleon™ charger: three possible charging modes using one single charger.



Renault are part of “Go Ultra Low”, the new Government-backed campaign promoting the purchase and use of ultra low emission vehicles by private consumers as well as commercial and fleet vehicles.

This campaign is unique. It is a jointly funded partnership between government and five leading global vehicle manufacturers, all committed to delivering great vehicle performance and lower emissions. Renault is proud to be part of this campaign. It is a proactive approach to raise awareness of the fantastic innovations on our roads today and innovation is at the heart of the automotive industry.

Connected to your vehicle

# Renault R-Link

It's Ireland - so it's probably raining. You're going to have to stay a little longer than expected in the café... May as well make the most of things and start charging your ZOE right now. Why not switch on the heating too so that your car is lovely and warm when you get in? All this from your smartphone or computer without even stepping out of the door.



1.



2.



3.



4.



5.



6.

1. Display ZOE's driving range and locate charge points. 2. Listen to the radio or to music on your mobile system, look at your photos, or watch videos. 3. Make a few phone calls (hands-free, of course). 4. Retrieve your e-mails or tweets and stay connected. 5. In your ZOE, just as from your tablet or smartphone, you can purchase apps from the R-Link Store (news, travel, games, e-mail, and social networks) or make the most of the pre-installed apps. 6. You can instantly see the driving range available to you and how much battery charge you've got left via your smartphone thanks to the My Z.E. Connect Pack and with the Z.E. Interactive Pack you can set up remote battery charging, remote preconditioning and a charging schedule.

For compatible devices, please refer to <https://www.renault.co.uk/services/multimedia/bluetooth-compatibility.html>

## Equipment and options

EQUIPMENT	EXPRESSION NAV	EXPRESSION NAV RAPID CHARGE	DYNAMIQUE NAV	DYNAMIQUE NAV RAPID CHARGE
SAFETY				
ABS with EBD (Electronic Brake Distribution) and emergency brake assist	●	●	●	●
Child locking for rear doors	●	●	●	●
Cruise control and speed limiter	●	●	●	●
Electronic brake distribution (EBD)	●	●	●	●
Electronic stability control (ESC) with understeer control system (CSV) and (ASR) traction control	●	●	●	●
Front curtain airbags for driver and passenger	●	●	●	●
Front driver and passenger airbags	●	●	●	●
Front passenger airbag (disconnectable)	●	●	●	●
Height adjustable headrests on outer rear seats	●	●	●	●
Height adjustable 3-point front seatbelts with pretensioners	●	●	●	●
ISOFIX fittings on outer rear seats and front passenger seat	●	●	●	●
R.A.I.D. (Renault Anti Intruder Device) automatic door locking	●	●	●	●
Z.E. Voice (low speed pedestrian warning)	●	●	●	●
COMFORT				
Expression upholstery	●	●	-	-
Climate control air conditioning with temperature and humidity sensors	●	●	●	●
Driver and passenger sun visors	●	●	●	●
Electric front windows	●	●	-	-
Electric windows, (front and rear) with driver one-touch anti-pinch functionality	-	-	●	●
Hands-free key card	-	-	●	●
Height and reach-adjustable steering wheel	●	●	●	●
Hill start assist	●	●	●	●
Integrated headrests on front seats	●	●	●	●
Dynamique interior	-	-	●	●
Key card unlocking and ignition system	●	●	-	-
Leather steering wheel and gear lever knob	-	-	●	●
Moveable ashtray / storage	●	●	●	●
Rear parking sensors	-	-	●	●
Rear parking camera	-	-	●	●
Vanity mirror on driver and passenger sun visors	-	-	●	●
VISIBILITY				
Automatic headlights	-	-	●	●
Automatic wipers with rain sensors	-	-	●	●
Bi-halogen headlights	●	●	●	●
Electrically adjustable heated door mirrors	●	●	●	●
LED daytime running lights	●	●	●	●
STORAGE				
1.5 L bottle storage in the front doors	●	●	●	●
Centre console with storage	●	●	●	●
Glove compartment (7 L)	●	●	●	●
Pocket on back of passenger seat	-	-	●	●
TECHNOLOGY				
4x20W speakers	●	●	-	-
4x35W speakers with 3D sound and FM/DAB tuner	○	○	●	●
Carminat TomTom® navigation system	●	●	●	●
Hands free Bluetooth®	●	●	●	●
R-Link multimedia system: 7" touchscreen, TomTom® LIVE navigation, FM tuner, Bluetooth® audio streaming and hands-free calls, USB and AUX sockets, voice control, vehicle applications	●	●	●	●

● = Standard (therefore no cost) ○ = Optional - = Not available  
(1) 80% battery charge from a rapid-charge terminal (2) Not available with the 17" aluminium alloys (3) Available for the first 2,000 purchaser of new EVs that qualify for SEAI grant, see ESB home section for more details \*Accessories pricing includes fitting †For further information please refer to your local dealer

EQUIPMENT	EXPRESSION NAV	EXPRESSION NAV RAPID CHARGE	DYNAMIQUE NAV	DYNAMIQUE NAV RAPID CHARGE
Z.E. - SPECIFIC EQUIPMENT				
7kW Z.E. ready domestic wallbox fitted at your home (exclusive to retail customers) <sup>(3)</sup>	●	●	●	●
Chameleon™ charger with a charging time of between 30 minutes and 9 hours depending on power supply <sup>(1)</sup>	●	●	●	●
Charging cable (Type 2 Mode 3) with Z.E. bag	●	●	●	●
Connectivity : All R-link applications including email, R-Link tweet, Renault assistance, and weather + TomTom® LIVE services (1 year subscription)	●	●	●	●
Eco-mode	●	●	●	●
Front charger socket (charging flap under the Renault logo)	●	●	●	●
Power saver, battery gauge and integrated mileage counter	●	●	●	●
Range OptimiZer system: Heat pump, bi-modal braking system and Michelin ENERGY E-V tyres <sup>(2)</sup>	●	●	●	●
TFT display with trip computer and driving style indicator	●	●	●	●
Z.E. Connect (remote monitoring of battery charge and estimated range) 3 years free as standard for all versions. Annual renewal required after 36 months	●	●	●	●
Z.E. Interactive (remote battery charging, remote preconditioning and charge scheduling) 1 year subscription	○	○	●	●
EXTERIOR				
15" Michelin ENERGY™ E-V tyres with 15" 'Aerobase' wheel trims	●	●	-	-
16" Michelin ENERGY™ E-V tyres with 16" 'Aerotronic' alloy wheels	○	○	●	●
Body coloured front door handles	●	●	●	●
Hidden rear door handles	●	●	●	●
Tyre repair kit	●	●	●	●
Z.E. Signature: Renault logos in blue chrome and rear Z.E. badge	●	●	●	●
OPTIONS				
COMMUNICATION				
4x35W speakers with 3D sound and FM/DAB tuner	○	○	●	●
TECHNOLOGY				
Western European mapping	○	○	○	○
Connectivity + TomTom® LIVE 3 year subscription	○	○	○	○
Z.E. - SPECIFIC EQUIPMENT				
Z.E. Connect: (remote monitoring of battery charge and estimated range) optional 3 year extension	○	○	○	○
Z.E. Interactive (remote battery charging, remote preconditioning and charge scheduling) optional 3 year extension	○	○	○	○
EXTERIOR				
16" Michelin ENERGY™ E-V tyres with 16" 'Aerotronic' alloy wheels	○	○	●	●
17" Michelin tyres with 17" 'Tech Run' alloy wheels	-	-	○	○
Metallic paint	○	○	○	○
Metallic Renault i.d. paint	○	○	○	○
Non-metallic Renault i.d. paint	○	○	○	○
SERVICE PLANS				
Service Plan 3 yrs / 60,000 km*	○	○	○	○
Service Plan 4 yrs / 60,000 km*	○	○	○	○
ACCESSORIES†				
Protection pack	○	○	○	○
Luxe pack	○	○	○	○
Delivery pack	●	●	●	●
Premium delivery pack	○	○	○	○








# Purchase options

## For your ZOE

We have created two ownership options to allow you to tailor how you buy your car.

### How it works - Battery hire

This ZOE offering allows you to buy the vehicle and lease the battery, which not only reduces the purchase price, but also gives maximum peace of mind.

-  You only pay for what you need – you tell us how many miles you’ll do and how long you’d like to keep your Z.E.; we personalise your battery hire monthly payment to your own individual requirements.
-  Battery performance is guaranteed to at least 75% of it’s original charge capacity. If not, we’ll repair or replace it.
-  No worries – complete 24/7 roadside assistance, even if you run out of charge.
-  You enjoy your Z.E. while we keep its heart healthy. It’s that easy.
-  If the vehicle is sold to a dealer or another person, the customer simply signs the declaration form to confirm the new owner’s details and sends it to Renault finance. Your obligation will cease once the new owner takes over the battery hire agreement.

### Battery hire

Monthly battery rental pricing, including VAT and assistance for all breakdowns:

DURATION - km	12,500 km	15,000 km	17,500 km	20,000 km
36 Months	€79	€86	€94	€102
24 Months	€89	€96	€104	€112
12 Months	€99	€106	€114	€122

Extra mileage : 5 cts per km (inc VAT)

#### SEAI GRANT

In order to help reduce carbon emissions in Ireland, the Government has launched the Electric Vehicle Purchase Grant scheme. This scheme provides a grant up to a maximum value of €5,000, towards the cost of a new ultra-low electric vehicle, which is provided to a consumer at the point of purchase. The grant is applied to the Total Retail Price which includes the basic price and the VAT (this excludes the delivery charge, and any optional extras).

ESB home

## Charge point



No fuss, clean easy – these are all things that we love about Electric Vehicles. And to make your motoring life even easier and give you the maximum enjoyment of your new Renault ZOE, ESB will provide and install a free home or workplace charge point\* for the first 2,000 purchasers of new EVs that qualify for the SEAI grant. This is in addition to the €5,000 Government grant towards the cost of your ZOE which is also exempt from VRT, making electric motoring an all round attractive proposition.

The home charge point is a compact unit that can be installed on an external wall of your home and electric car charging is facilitated through the domestic electricity supply. Its 3.6kW capacity means that your ZOE’s battery can be fully recharged from flat in just 5-6 hours. In addition, to the convenience of home charging, you will receive a charge point access card which will enable you to use the nationwide network of public charge points. Cross border compatibility will allow also ecar drivers to access the public charging infrastructure in Northern Ireland.

\*Assumes availability of suitable off street parking. Full terms and conditions are available on [www.esb.ie/ecars](http://www.esb.ie/ecars)

### RENAULT FINANCE

OUR VERY OWN BANK

#### Renault Finance

**Renault Finance**, the bank you can bank on. Choose the finance solution that best suits your needs.

At **Renault Finance**, we pride ourselves on being:

- **Flexible.** We have flexible payment plans. We can tailor the term, the deposit or the repayment to meet your needs.
- **Competitive.** We offer competitive rates and attractive financial packages you will not find anywhere else.
- **Simple.** We provide an easy application process, quick decision and minimum paperwork, all at your Local Dealer.
- **Creditable.** We are part of one of Europe’s largest motor finance companies and offers financial services to millions of customers everyday.

Renault Finance is a trading name of RCI Banque Branch Ireland, a wholly owed subsidiary of the Renault Group. RCI Banque is regulated by the French banking authority and is supervised by the Central Bank of Ireland for conduct of business purposes.

Accessories

Protection pack



Protect your ZOE from the perils of the road and the car park with the protection pack.

1. **Boot liner:** The custom-made boot liner allows you to place various items in the boot (especially dirty items) and is a good way of protecting the original carpet. 2. **Door sill trim:** Add an extra touch of class to your Renault ZOE.

Luxe pack



Enhance the comfort, practicality and style of your ZOE with the Luxe pack.

1. **Rear head restraint:** Improve passenger comfort with the central rear head restraint. Available in a range of colours to match the car's interior trim. 2. **Central armrest:** For improved driver comfort, the central armrest also provides a practical storage area. Available in Blue, Light Grey, or Black. 3. **Boot net:** Prevent your belongings from getting damaged on the move with the boot net.

Delivery pack



1. **Premium mats:** Available in two different colours to harmonise with your car colour choice, these made to measure carpet mats will protect your car's carpet. 2. **Safety kit:** Complete kit including a warning triangle, a thermal blanket, a vest and a first aid kit (included as standard).

Premium delivery pack



Upgrade your delivery pack with the special Z.E. designed mats. They simply clip into the pins the vehicle comes fitted with. Made from rubber, they are easy to clean.

Dimensions



BOOT VOLUME (litres)		
Boot height under shelf		338
Boot with rear seat folded		1,225

DIMENSIONED DRAWING (mm)		
A	Wheelbase	2,588
B	Overall length	4,084
C	Front overhang	839
D	Rear overhang	657
E	Front track	1,511
F	Rear track	1,510
G	Overall width on moulding strips/ with wing mirrors	1,730 / 1,945
H	Unladen height	1,562
H1	Unladen height with tailgate open	2,028
J	Unladen boot sill height	724
K	Ground clearance, laden	120
L	Cabin length	1,678
M	Front elbow width	1,384
M1	Rear elbow width	1,390
N	Front shoulder width	1,365
N1	Rear shoulder width	1,320
P	Front headroom at 14°	904
Q	Rear headroom at 14°	826
Y	Maximum boot entry width	941
Y1	Lower boot entry width	899
Y2	Interior width between wheel arches	1,037
Z	Boot opening height	685
Z1	Maximum loading length with rear bench seat folded	1,426
Z2	Height under shelf	622
Z3	Length of load behind seats	580

Technical specifications

	EXPRESSION NAV / DYNAMIQUE NAV	DYNAMIQUE NAV RAPID CHARGE / EXPRESSION NAV RAPID CHARGE
Approval types	AGVYA0	AGVYA0
Number of seats	5	5
ENGINE		
Engine type	5AGEN3	5AGEN2
Electric motor technology	Synchronous with rotor coil	Synchronous with rotor coil
EEC maximum power (kW/hp) / at maximum rpm	65(88) / 3,000 - 11,300	65(88) / 3,000 - 11,300
EEC peak torque (Nm) / at maximum rpm	220 / 250 - 2,500	220 / 250 - 2,500
BATTERY		
Technology	Lithium Ion	Lithium Ion
Total voltage	400	400
Number of modules / cells	12 / 192	12 / 192
On-board power (kWh)	22	22
Battery weight (kg)	290	290
CHARGING		
Chameleon™ Charger	Adaptable for single or three-phase power from 3 - 43 kW	Adaptable for single or three-phase power from 3 - 43 kW
Charging time	3 kW (single phase 16a charge point)	8-9hours
	7kW (single phase 32a found as domestic wall boxes or in public car parks)	8-9hours
	22kW (3 phase 32a charge point found in public car parks)	3-4 hours
	43kW (3 phase 63a charge point found at motorway service stations)	3-4 hours
GEARBOX		
Gearbox type	Gearbox with single-speed reduction gear bar	Gearbox with single-speed reduction gear bar
Number of forward ratios	1	1
PERFORMANCE		
Top speed (km/h)	135	135
0-50 km/h - 0-100 (km/h)	4-13.5	4-13.5
EEC FUEL CONSUMPTION Standard no. 93/116		
NEDC <sup>(1)</sup> driving range (km/h)	240	210 <sup>(2)</sup>
Likely driving range in suburban driving: winter season / warmer season (km/h)	115/170	103/150
Standardized consumption (Wh/km)	146	146
CO <sub>2</sub> (g/km) <sup>(3)</sup>	0	0
Urban / extra-urban / mixed conditions (L/km) <sup>(3)</sup>	0 / 0 / 0	0 / 0 / 0
STEERING		
Assisted	Yes (electric)	Yes (electric)
Turning circle between kerbs (m)	10.56	10.56
Number of steering wheel turns	2.73	2.73
AXLES		
Front/rear axle types	Pseudo McPherson / Torsion beam rear axle	Pseudo McPherson / Torsion beam rear axle
Ø front/rear anti-roll bars (mm)	23 / 25	23 / 25
WHEELS AND TYRES		
Standard wheel rims (")	15" (Expression) ; 16" (Dynamique)	16" (Dynamique)
Tyre dimensions	MICHELIN ENERGY™ E-V tyres: 185 / 65 R15 and 195 / 55 R16 MICHELIN ENERGY™ E-V tyres: 185 / 65 R15 and 195 / 55 R16	
BRAKING		
Continental TEVES ABS	Yes	Yes
Emergency Brake Assist (EBA)	Yes	Yes
Electronic brake force distribution	Yes	Yes
ESP with UCL	Yes (+ASR)	Yes (+ASR)
Front: solid disc (SD), ventilated disc (VD) Ø (mm)	Ventilated disks, 258	Ventilated disks, 258
Rear: drum (D), solid disc (SD), ventilated disc (VD) Ø (mm)	9" drum	9" drum
Parking brake	Manual	Manual
AERODYNAMICS AND CAPACITY		
SCx	0.75	0.75
Fuel tank (L)	0	0
WEIGHT (kg)		
Unladen kerb weight	1,468	1,468
Unladen kerb weight on front / rear	871 / 597	871 / 597
Max. gross vehicle weight (GVW)	1,943	1,943
Within the max. allowable front/rear GVW	1,023 / 920	1,023 / 920
Payload (PL) (Expression model with no options / Dynamique Zen and Dynamique Intens with all options)	140 / 60	140 / 60
Max. braked / unbraked towing weight	Not allowed / Not allowed	Not allowed / Not allowed

(1) NEDC: New European Driving Cycle, the European standard for emissions and consumption, is a method for measuring fuel consumption based on identical tests carried out on all types of vehicles in Europe, whether they are internal combustion, electric, or hybrid. It is therefore an objective test for comparing performance between models of various manufacturers but does not reflect real world range. There are two parts to the test. The vehicle is put on a roller bench and driven through the same urban cycle (cycle ECE-15) three times, followed by a single extra-urban cycle. The average of these four cycles gives the average NEDC range. (2) The official NEDC driving range is 124 miles with 17" wheels. (3) Fuel consumption and emissions measured in accordance with applicable regulations.



